

STARTLINE MULTI SURFACE FINE FILLER

PRODUCTS

2.0KG MULTI SURFACE FINE FILLER

CODE

STA.00030/2.0KG

PRODUCT DESCRIPTION

STARTLINE MULTI SURFACE FINE FILLER is a two part polyester based body filler which uses the latest chemistry and raw materials available to achieve strength, durability and useability required for the modern smash repair industry. These new advances in body filler technology deliver benefits such as, easy to apply, smooth flowing, quick drying, easy to sand, no pinholes, lightweight and excellent adhesion.

AVAILABLE PACKSIZE

STARTLINE MULTI SURFACE FINE FILLER is available in a 2KG tin.

SUBSTRATES & PREPARATION



Bare metal that has been degreased and sanded with Startline Topaz P120-P80.

Small areas of OEM coatings that have been degreased and sanded with Startline Topaz P180.

Small areas of fully cured 2 pack refinish coatings that have been degreased and sanded with Startline Topaz P120.

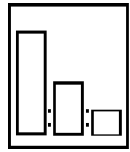
Electrocoated new panels that have been degreased and sanded with Startline Topaz P120.

GRP Fibreglass that has been degreased and sanded with Startline Topaz P180.

Large areas of bare metal should be coated first with Protec Epoxy Primer AP-4110 or PPG Epoxy Urethane Primer 410-48248.

DO NOT USE OVER ACRYLIC LAQUER OR ANY AIR DRIED COATINGS

MIXING RATIO



PRODUCT

MULTI SURFACE FINE FILLER

HARDENER

PARTS BY WEIGHT

100%

3%

2%

1%

TEMP


5-10°C

10-20°C

20-30°C

STARTLINE BODY FILLER MIXING BOARD STA.00040/UNIT CAN BE USED TO MIX YOUR BODYFILLER

POTLIFE



4-5 Minutes at 20°C

APPLICATION

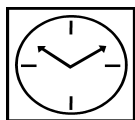


Using a bodyfiller applicator, apply an even spread of bodyfiller over the damaged area as quickly as possible, continue spreading and shaping the bodyfiller until it is slightly above the level of the surrounding areas.

Clean your applicator with solvent before it fully dries.

Repeat the above process (if required) after drying & sanding

DRYING TIMES



Air Dry Time

15 Minutes at 20C

DRY SANDING



Dry sand with STARTLINE TOPAZ abrasives. Start with P80 then follow with P120 & P180 grits.

OVERCOAT WITH

Any premium 2 Pack Hi Build Primer Filler. PPG & Protec primer fillers will give excellent performance over MULTI SURFACE FINE FILLER.

HEALTH AND SAFETY

Please refer to Material Safety Data Sheets for full Health and Safety details.

Safety glasses should be worn when mixing and using to prevent accidental splashing into the eye. If contact occurs with eyes give prolonged irrigation with water and get medical attention immediately.

Good ventilation and extraction must be provided in the working environment.

Wear suitable protective equipment to prevent skin contact with this material.

When sanding this product the operator (and persons in vicinity) must wear suitable dust masks. Do not smoke whilst using this material.

This product is for professional use only.
The information given in this sheet is for guidance only. Any person using the product without first making further inquiries as to the suitability of the product for the intended purpose does so at his own risk and we can accept no liability for the performance of the product or for any loss or damage (other than death or personal injury resulting from our negligence) arising out of such use. The information contained in this sheet is liable to modification from time to time in the light of experience and our policy of continuous product development.
Drying times quoted are average times at 20°C/68°F. Film thickness, humidity and shop temperature can all affect drying times.

Before using refer to Material Safety Data Sheet obtainable from startlineproducts.com.au

Follow all directions and warnings fully and carefully. Otherwise do not use this product

EMERGENCY RESPONSE NUMBER: Australia: 1800 883 254

EMERGENCY RESPONSE NUMBER: New Zealand: 0800 000 096